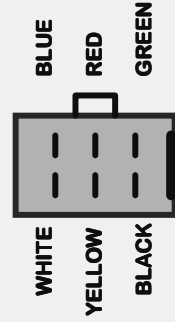


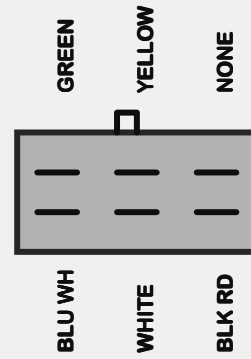
REGULATOR
MALE 6 PIN
LATCHED 2.8mm



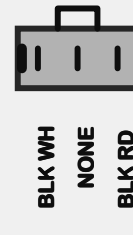
ENGINE GEARS
MALE 6 PIN
LATCHED 2.8mm




ENGINE MAIN
MALE 6 PIN
LATCHED 6.3mm



CDI 3 PIN
FEMALE 3 PIN
LATCHED 2.8mm



CDI 4 PIN
FEMALE 4 PIN
LATCHED 2.8mm

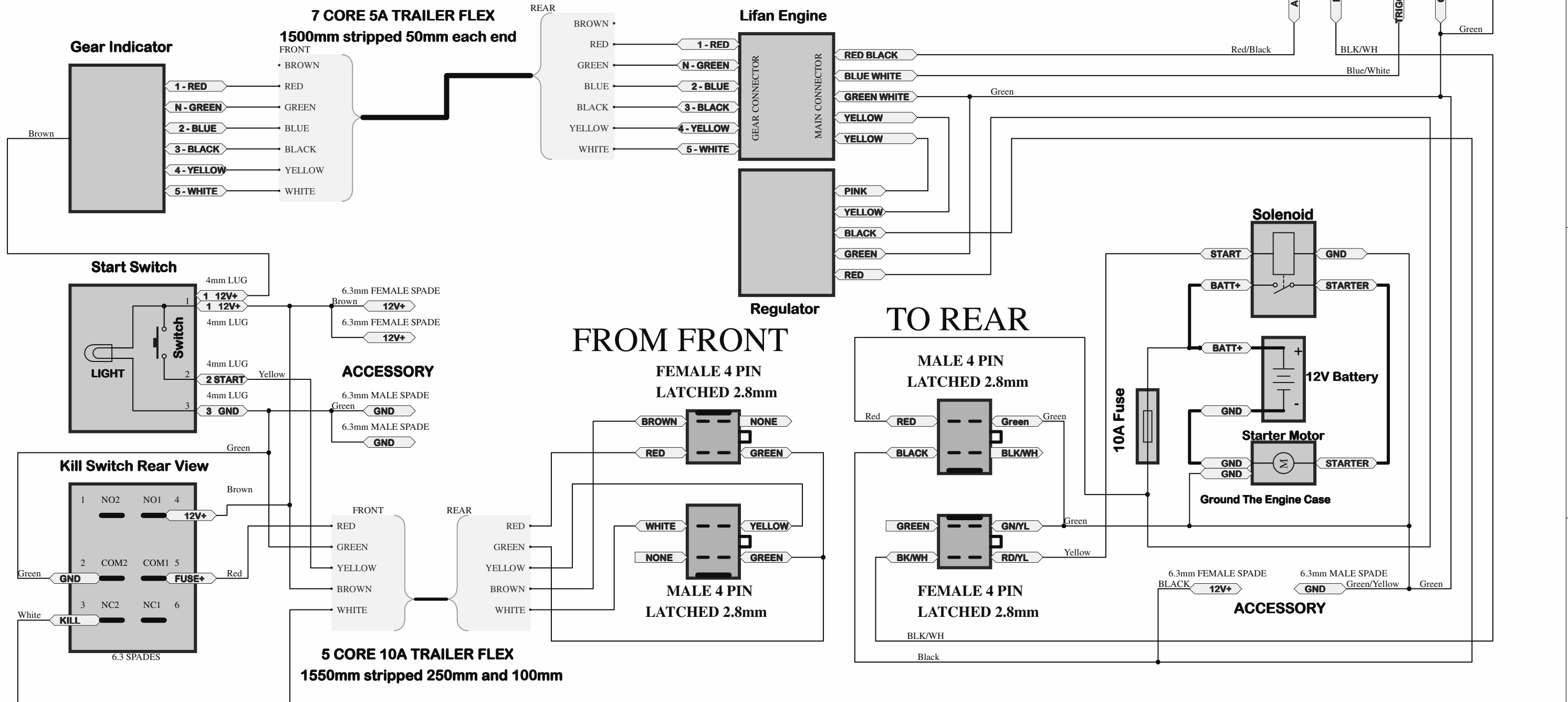
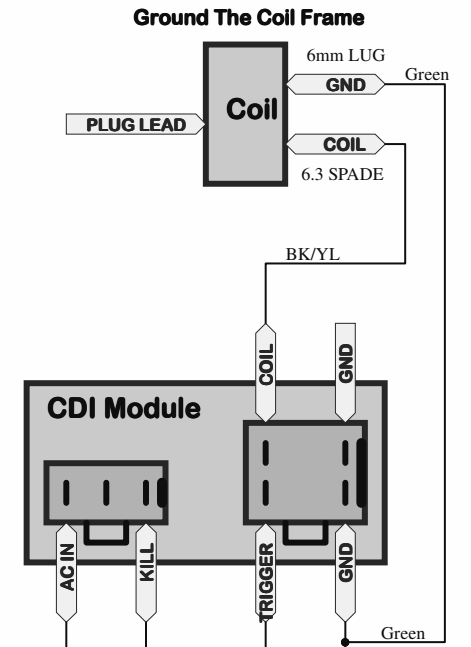


SOLENIOD 2 PIN
FEMALE 2 PIN
LATCHED 2.8mm



The CONNECTORS are shown from the REAR VIEW (WIRE SIDE) of the LOOM CONNECTORS.

KILL SWITCH DISABLES ALL DEVICES



LIFAN 163FML - USING MODIFIED FACTORY LOOM

Title		
LIFAN 163FML USING FACTORY WIRING		
Size	Number	Revision
A3		3
Date:	19/01/2017	Sheet of
File:	C:\Users\...Lifan 200cc Factory Wiring Diagrams\Diagram\...	1 of 1